

Virtual Art Lesson Plan BE 5-6TH

ZOMBIE BURGERS

If the undead could build the most awesome
Hamburger...one that was the most...

DISGUSTING, GROSS, BARF WORTHY
SANDWICH IN THE WORLD....



What would you put on your Zombified Sandwich?

1. What is the definition of sandwich?

an item of food consisting of two pieces of bread with meat, cheese, or other filling between them.

2. What is the Definition of Disgusting?

emotional response of rejection or revulsion to something potentially contagious or something considered offensive, distasteful, or unpleasant.



1. BRAINSTORM WITH THE CLASS ABOUT GROSS THINGS YOU CAN PUT BETWEEN TWO PIECES OF BREAD ON A SANDWICH.

Chicken & Flamin' Hot Cheeto Sandwich



Lime Jello

Fish heads

French Fries

Spaghetti

Donuts

Bugs

Doritos

Wasabi & Cheese

Pig Brains

Chips

Fish Eggs

Squid

Ice Cream

Bananas

Worms

Liver

Slime

Pizza

Ants

Bees

Spiders

Candy

Watermelon



Pumpkin

Snakes

Moldy cheese

Bug burgers



cockroaches




2. Give each student the Large 11"by 18" drawing paper from the art cabinet in the classroom. You will need a drawing pencil, eraser, and crayons or colored pencils.
3. Have the students draw a large hamburger bun on the top of their paper




4. Draw super weird disgusting foods under the top of the hamburger bun using ideas from the brainstorming session. Draw in pencil first.



5. Continue to draw layers of gross foods under your top bun.
6. Add the bottom bun at the bottom of the paper. Once you are finished sketching your Zombie Hamburger then use colored pencils to color in your artwork.



Make sure you add details in your drawings.



7. Name Your Awesomely Gross Zombie Sandwich.

